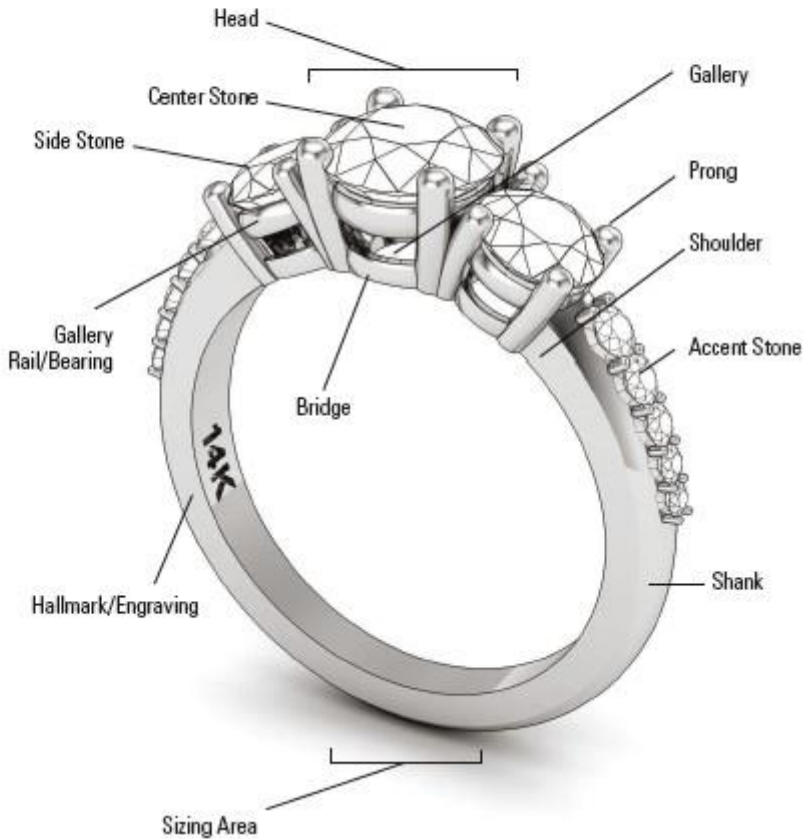


THE ANATOMY OF A RING



Top/Looking Down View



Through Finger View



Side View

SHANK STYLES



Traditional



Euro-Style



Straight



Tapered



Reverse Tapered



Pinched



Flair



Bypass



Split

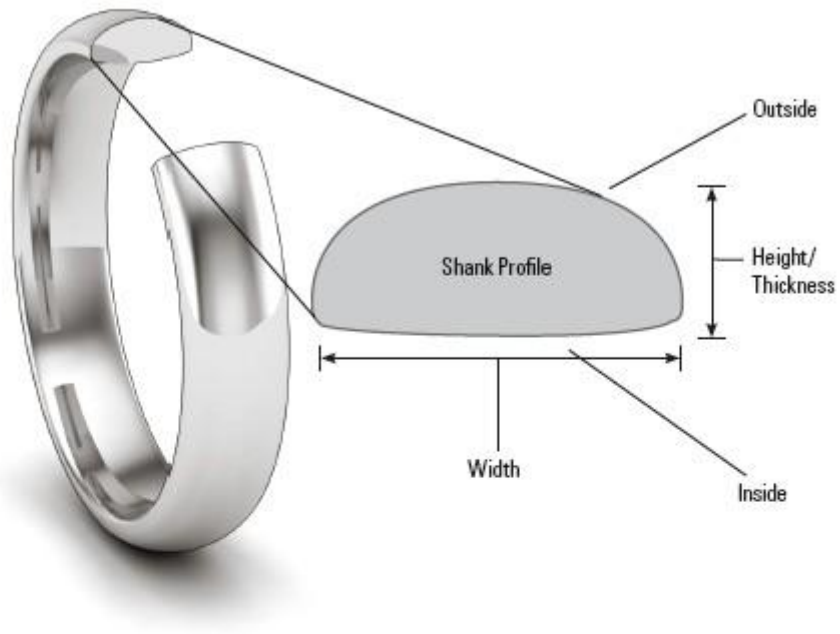


Freeform

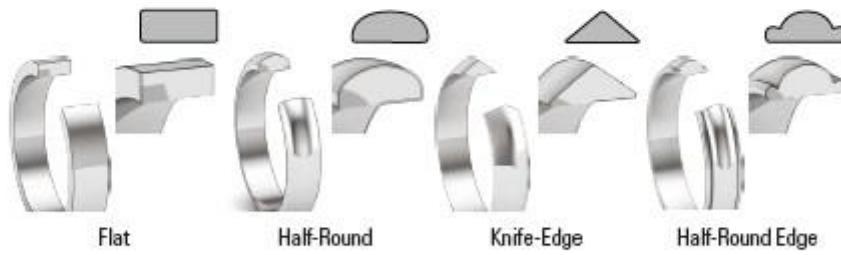


Cathedral

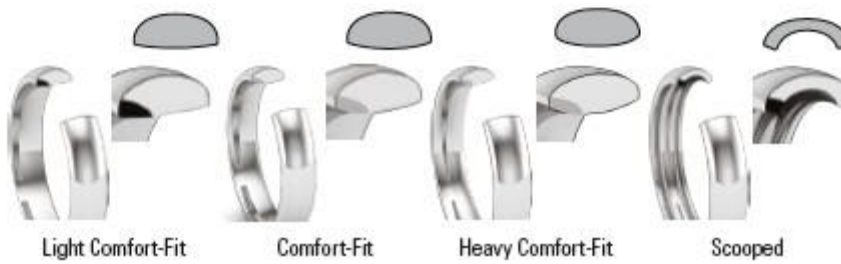
RING PROFILES



OUTSIDE PROFILES



INSIDE PROFILES



RING STYLES



Fashion



Halo



3-Stone



Promise



Semi-Mount



Award/Signet



Engagement



Solitaire



Bridal Set
(Engagement Ring and Wedding Band)



Wedding Band



Anniversary Band



Eternity Band



SHADOW BAND/NOTCHED BAND

A shadow band is masterfully crafted to shadow the engagement ring. The band is customized to perfectly accent the engagement ring so that no gap can be seen.

STRAIGHT BAND

A straight band is designed to complement and sit next to the engagement ring. One advantage of a straight band is that it can be worn independently from the engagement ring. A straight band can fit flush against the engagement ring. However, if the engagement ring has a center setting that prevents the band from sitting flush, a gap can be seen between the ring and band.



Straight Flush



Straight With Gap

PRONG STYLES

PRONG TYPES



Single



Double



Triple



V-Prong/Chevron



Decorative Double

PRONG COUNT



Four (Standard)



Six



Two (Vertical)



Four (Diagonal)



Eight



Two (Horizontal)

SETTING STYLES



Basket



Peg Head



Decorative



Bezel



Half-Bezel



Bar/Channel



Bright-Cut



Bridge Accent



Illusion



Channel



Trellis

SETTING STYLES



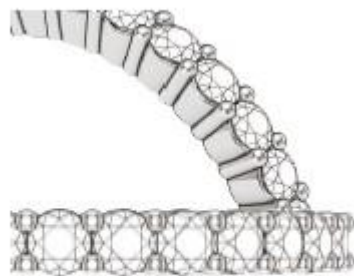
Channel



Bead and Bright-Cut/Pinpoint



Surface Prong



Shared Prong



Bar



Scallop



Fishtail



Pavé



Bezel



Gypsy/Flush